



"The Original"  
Pkg. of 4  
"The Ultimate Release"

**OR10  
ADJUSTABLE LIGHT TENSION PLANER  
BOARD AND IN LINE PLANER BOARD  
RELEASE WITH QUICK CLIP AND SPLIT  
RING, YELLOW**

You can adjust the tension of the release by positioning the spring as shown below.



Heavy Tension

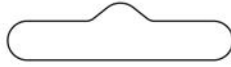


Light Tension

United States Patent No. 4,698,933 and 5,163,246  
Canadian Patent No. 1281903

Made in the U.S.A.

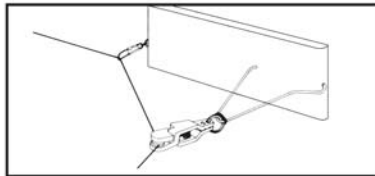




## HOW TO USE YOUR PLANER BOARD OR IN LINE PLANER BOARD RELEASE

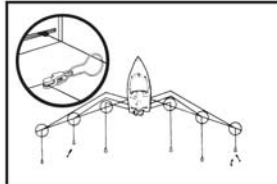
### With In Line Planer Boards:

Attach the OR10 to the tow point of the in line planer board (use a split ring if needed for attachment).



### With Planer Boards:

Attach the quick clip to the planer board tow line, then place the fishing line in the release and let the release slide down the tow line toward the planer board.



Use ORRP16 replacement pads.



OFF SHORE TACKLE COMPANY LLC  
PORT AUSTIN, MI