



"The Original"
Pkg. of 2
"The Ultimate Release"

**OR19
ADJUSTABLE HEAVY TENSION
RELEASE WITH QUICK CLIP AND
SPLIT RING, ORANGE**

You can adjust the tension of the release by positioning the spring as shown below.



Heavy Tension




Light Tension

OFTEN IMITATED - NEVER DUPLICATED

Keep up to date on all new products and tips by visiting our website at:
www.offshoretackle.com

"Your Leader in Trolling Technology"


Made in the U.S.A.



HOW TO USE YOUR ADJUSTABLE HEAVY TENSION RELEASE

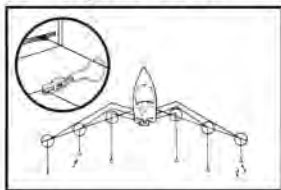
With Hard Pulling In Line Planer Boards:

Attach the OR19 release to the tow point of the in line planer board (use a split ring if needed for attachment).



With Hard Pulling Planer Boards:

Attach the quick clip to the planer board tow line, then place the fishing line in the OR19 release and let the release slide down the tow line toward the planer board.



Use ORRP16 replacement pads.



**OFF SHORE TACKLE COMPANY LLC
PORT AUSTIN, MI**