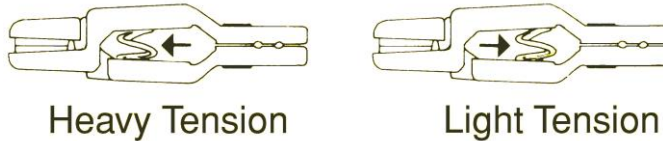




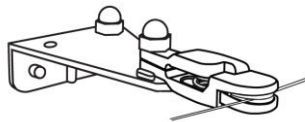
OR19BWW
ADJUSTABLE HEAVY TENSION PLANER BOARD AND
IN LINE PLANER BOARD RELEASE WITH
QUICK CLIP AND SPLIT RING, ORANGE
(Retail package will contain 100 Orange Releases, 100 Quick Clips and 100 Split Rings). To order replacement pads for your OR19, order part number: ORRP16.

You can adjust the tension of the release by positioning the spring as shown below.

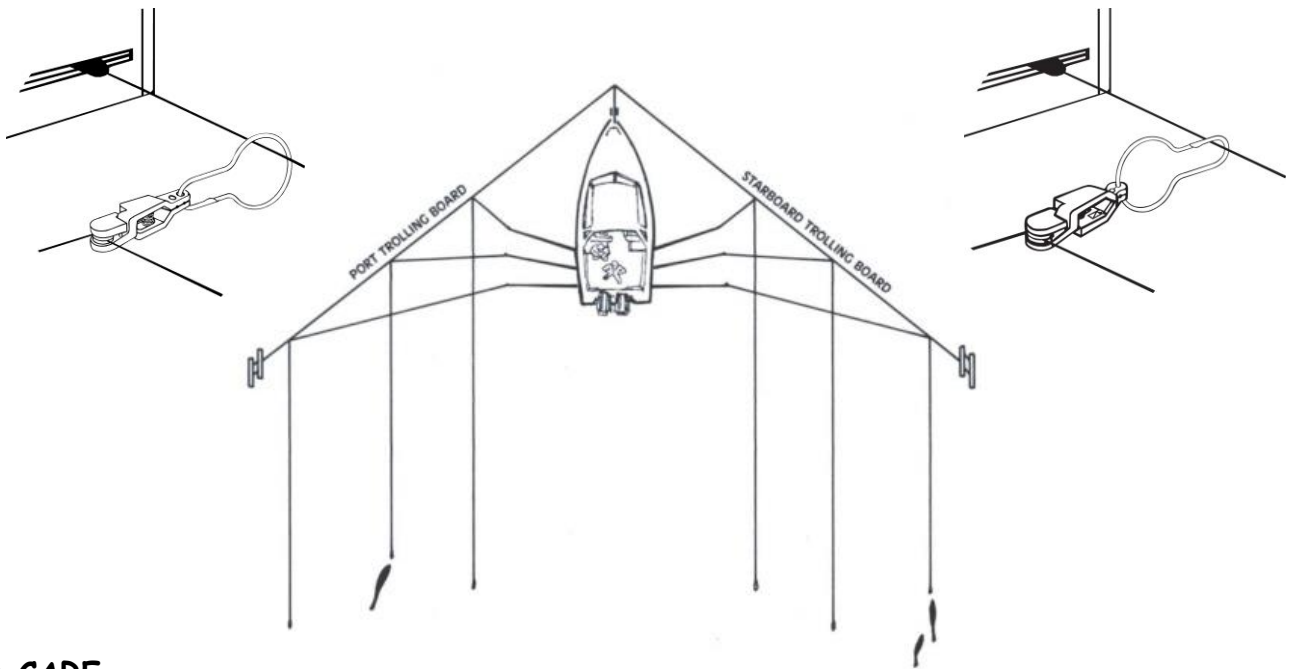


HOW TO USE YOUR ADJUSTABLE HEAVY TENSION PLANER BOARD RELEASE

You can use the OR19 on in line planer board on the bracket off or off the tail by way of a split ring.



On dual or triple planer boards, attach the quick clip to the planer board tow line by choosing one of the options below, then place the fishing line in the release and let the release slide down the tow line toward the planer board until it reaches your desired location. You can spread up to 6 lines over a 150 foot area with a good planer board rig.



PAD CARE

For long storage, place a piece of cardboard between the pads to keep them from sticking together or being pulled off. Use ORRP16 replacement pads.