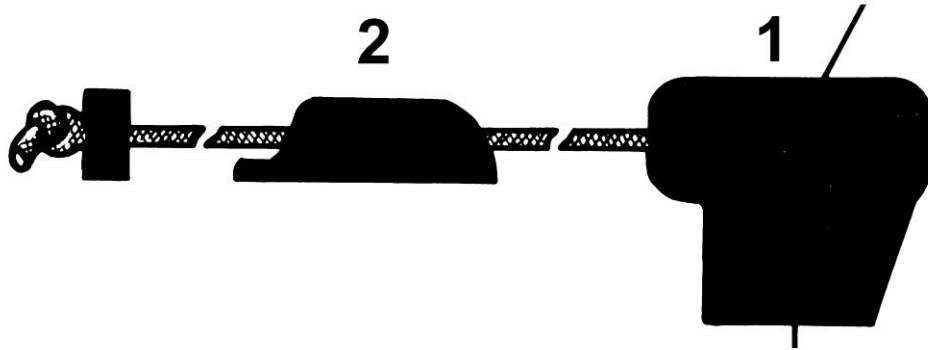


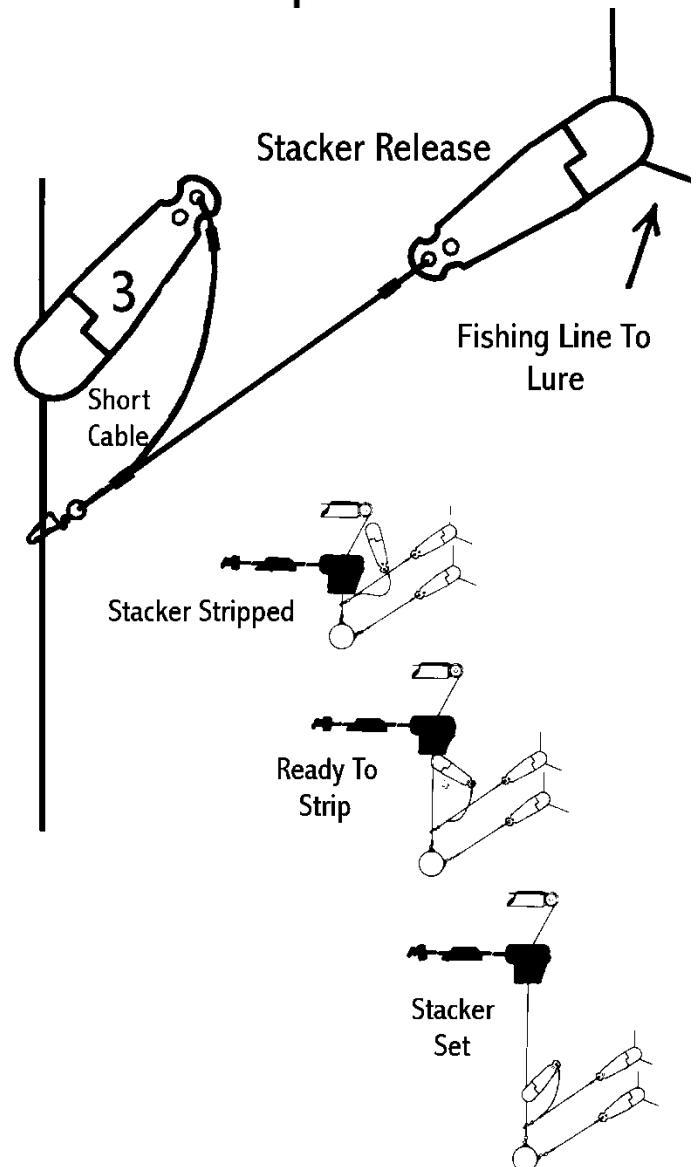


## OR6 STACKER STRIPPER/WEIGHT RETRIEVER

*CAUTION: Install the Stacker Stripper/Weight Retriever while on shore or tied up at the dock.*



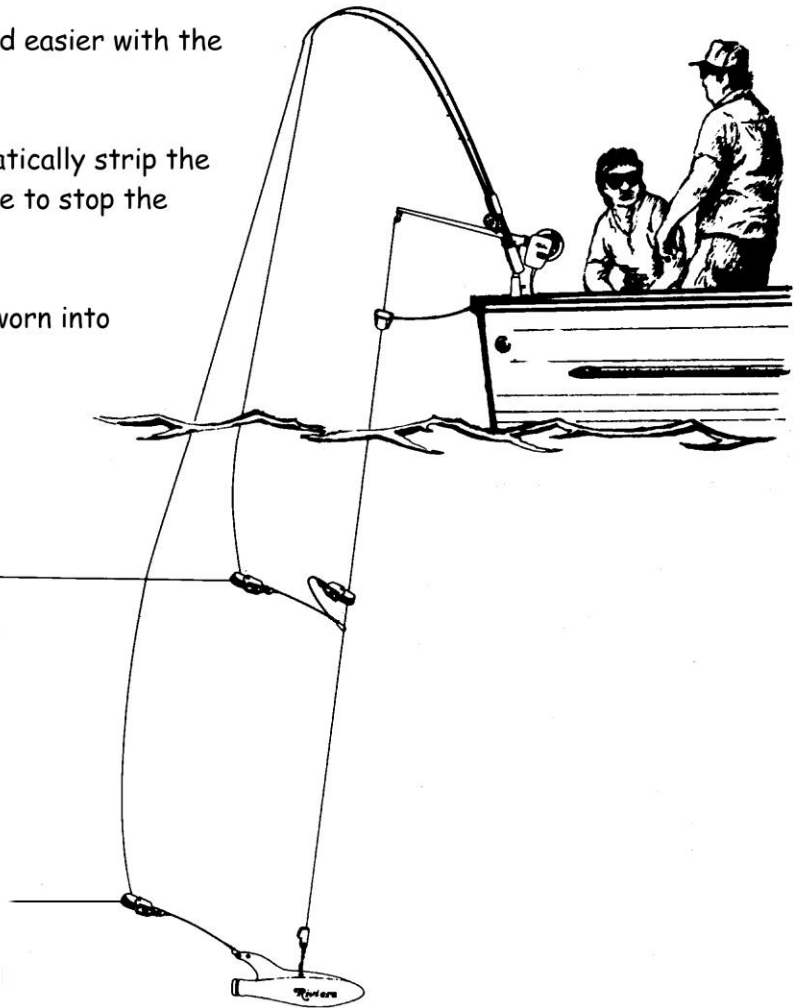

1. Cut the downrigger cable and feed the end into the slot on the top of the Stripper.
2. Fasten the Line Loc with two screws in a convenient place on the downrigger or boat. Drill .098 hole (#40 drill). A 3/32 can be used but the hole must be slightly enlarged.
3. For best results, place you Off Shore stacker release in a near vertical position as shown in the illustration.



Stacking two lures on a downrigger is quicker and easier with the OR6 Stacker Stripper.

As the weight is raised, the Stripper will automatically strip the stacker release from the cable so you won't have to stop the cannonball.

The automatic stripping eliminates the grooves worn into stacker pads from sliding on the cable.



The OR6 doubles as a Weight Retriever to bring the weight into the boat for resetting lines. Using the retriever cord will reduce damaging cannonball sway.